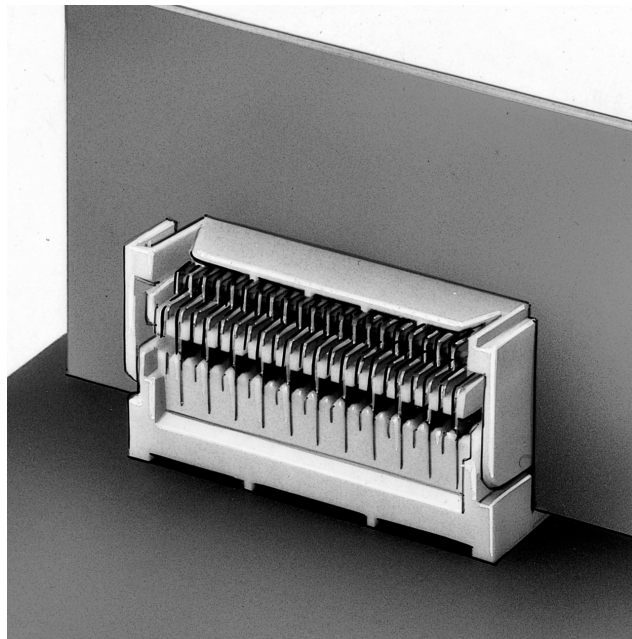
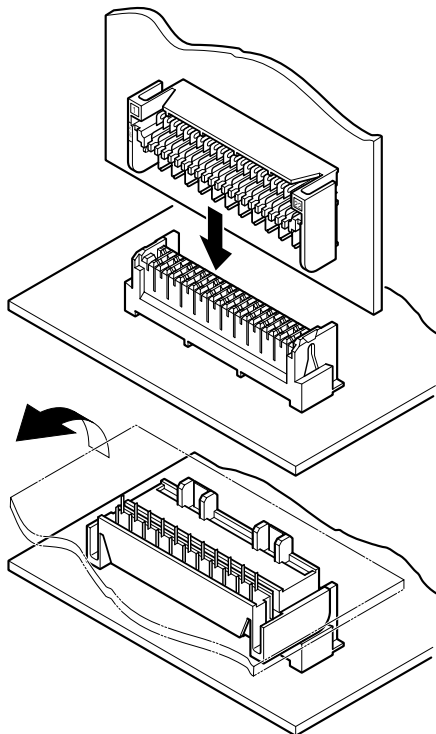


# HQB CONNECTOR

Board-to-board Connectors



**Hinge type board to board connectors which allow mated PCB's to move 90° in respect to one another while electricity is turned on. The hinge compensates for slight misalignments between circuit boards to assure a secure connection even if the boards are laterally out of line up to 0.5mm. Header leads are staggered for easy board design.**



## Features

- **Flexible connection by absorbing circuit board misalignment**

The hinge compensates for slight misalignments between circuit boards to assure a secure connection even if the boards are out of line up to 0.5mm. This design and circuit checks can be as easily made as opening a door.

- **Hinged connection**

With hinge construction, the HQB connector features flexibility. Thus this board to board connector allows mated PCB's to move 90° in respect to one another while electricity is turned on.

## Specifications

- Current rating: 1.0A AC, DC
- Voltage rating: 50V AC, DC
- Temperature range: -25°C to +85°C  
(including temperature rise in applying electrical current)
- Contact resistance: Initial value/30m Ω max.  
After environmental testing/60m Ω max.
- Insulation resistance: 1,000M Ω min.
- Withstanding voltage: 1,000V AC/minute
- Applicable PC board thickness: 1.6mm
- \* Compliant with RoHS.
- \* Refer to "General Instruction and Notice when using Terminals and Connectors" at the end of this catalog.
- \* Contact JST for details.

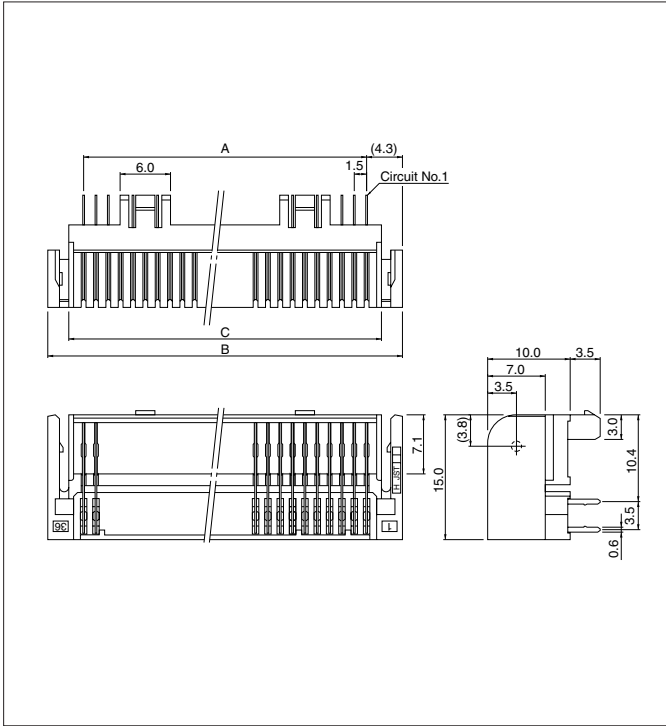
## Standards

Recognized E60389

Certified LR20812

# HQB CONNECTOR

## Plug



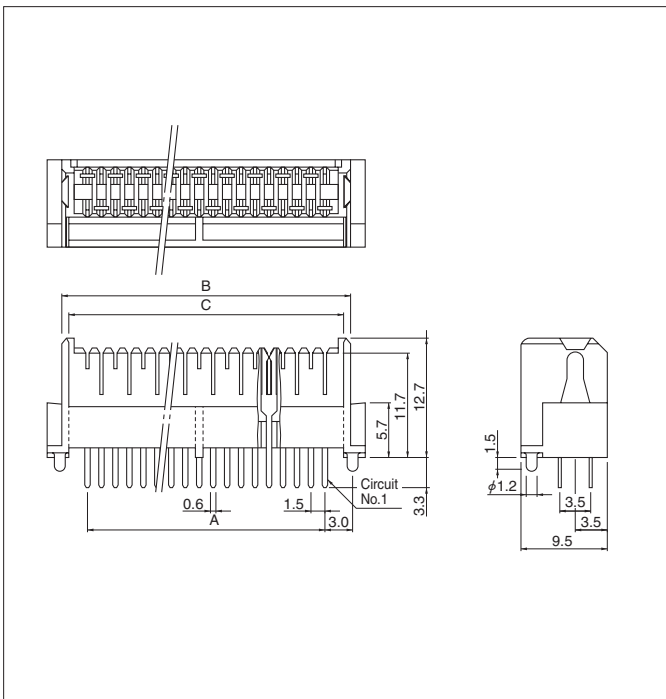
Circuits	Model No.	Dimensions (mm)			Q'ty / box
		A	B	C	
22	<b>22P-HQBSS</b>	31.5	40.1	34.9	50
24	<b>24P-HQBSS</b>	34.5	43.1	37.9	45
30	<b>30P-HQBSS</b>	43.5	52.1	46.9	40
36	<b>36P-HQBSS</b>	52.5	61.1	55.9	35

### Material and Finish

Contact: Copper alloy, tin-plated(reflow treatment)  
Housing: PA 66, UL94V-0, white (natural)

### RoHS compliance

## Receptacle



Circuits	Model No.	Dimensions (mm)			Q'ty / box
		A	B	C	
22	<b>22R-HQBSS</b>	31.5	37.1	35.5	50
24	<b>24R-HQBSS</b>	34.5	40.1	38.5	45
30	<b>30R-HQBSS</b>	43.5	49.1	47.5	40
36	<b>36R-HQBSS</b>	52.5	58.1	56.5	35

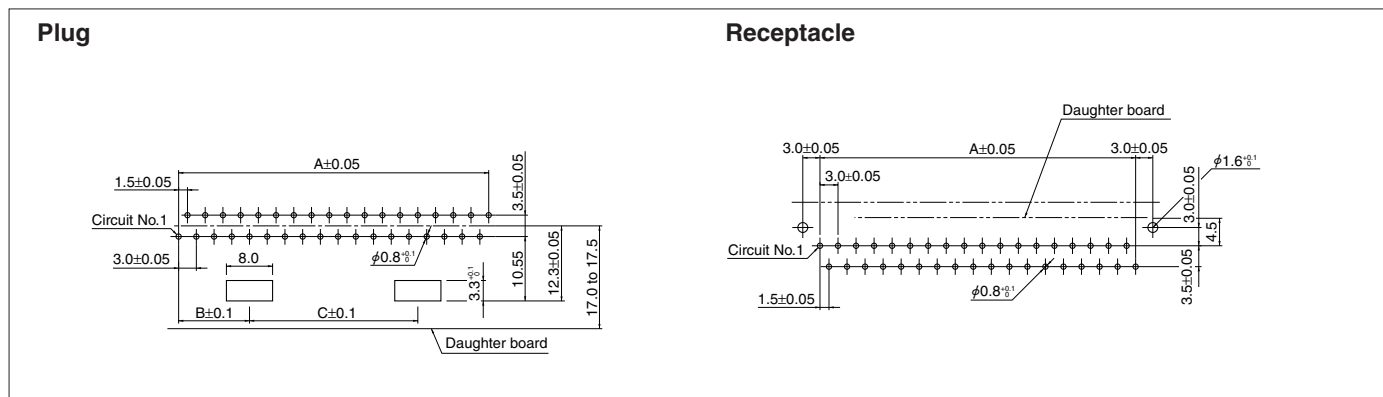
### Material and Finish

Contact: Phosphor bronze, tin-plated(reflow treatment)  
Housing: PA 66, UL94V-0, white (natural)

### RoHS compliance

# HQB CONNECTOR

## PC board layout (viewed from component side)



Circuits	Dimensions (mm)		
	A	B	C
22	31.5	7.5	16.5
24	34.5	7.5	19.5
30	43.5	10.5	22.5
36	52.5	12.0	28.5

**Note:**

1. Tolerances are non-cumulative:  $\pm 0.05\text{mm}$  for all centers.
2. Hole dimensions differ according to the kind of PC board and piercing method. The dimensions above should serve as a guideline. Contact JST for details.

## Assembly layout

